

Pad Mount Deadfront Fused Sectionalizing Gear

Typical Features

The fused sectionalizing enclosure is available 5kV through 35kV. It is constructed for connection to the utility system with separable insulated connectors as described in ANSI/IEEE std. 386-1985 or latest revision. (Separable insulated connectors and load-break inserts are supplied by user.) The unit is available with a variety of current limiting and power fuses to meet utility requirements. The fuse compartment is separated from the elbow compartment by a steel equipment plate. Separate access is provided for each compartment. A door safety barrier is provided inside the door(s) on the fuse compartment. The enclosure is designed for outdoor installation and is completely assembled prior to shipment.

Construction

Fused sectionalizing enclosures meet ANSI standards. For maximum strength, the unit is built of 12 ga. sheet steel, and the cover cross-kinked for water run-off and rigidity. (Also available stainless steel or aluminum).

The enclosure has an open bottom with a "C" channel with a 2" lip for strength and ease of mounting to the pad.

Doors include three-point latching and a non-ferrous captive penta- or hex-head bolt. The doors have fully welded, stainless steel hinges and a captive door holder.

The grounded metal barrier separating the compartments is light gray powder coated for long-life and high-contrast for safety.

The finish is electrostatically applied polyester powder with a Munsell color 7GY3.29/1.5 and has a minimum thickness of 2 mils (other colors available).

Grounding provisions are placed for ease of installation and operation.

Equipment

Bushings

Bushings 15kV through 35kV 200 through 600A meet all aspects of ANSI/IEEE.

Barriers

The barriers are glass-reinforced polyester NEMA GPO-3 class material. They are white to provide maximum visibility.

Accessories


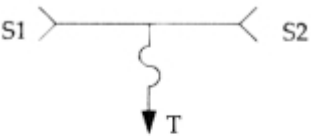
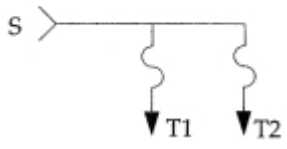
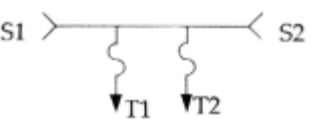
All safety and bushing identification decals are provided as well as an external indication of the "elbow" and side "fuse".



Maysteel[®]
Electric Utility
Products & Enclosures

Typical Specifications

Standard Selection Chart (Custom Configuration Available)

	kV Class	Phase	H	W	D	Catalog Number
	15	1	36	26	36	F101263636 MR
	15	3	36	60	36	F301603636 MR
	25	1	36	26	36	F102263636 MR
	25	3	36	60	36	F302603636 MR
	15	1	36	26	36	F111263636 ML
	15	3	36	60	36	F311603636 ML
	25	1	36	26	36	F112263636 ML
	25	3	36	60	36	F312603636 ML
	15	1	36	26	36	F121263636 MR
	15	3	36	74	36	F321743636 MR
	25	1	36	26	36	F122263636 MR
	25	3	36	74	36	F322743636 MR
	15	1	36	26	36	F121263636 ML
	15	3	36	74	36	F321743636 ML
	25	1	36	26	36	F122263636 ML
	25	3	36	74	36	F322743636 ML

Ratings

Voltage	15kV	25kV	35kV
BIL	95kV	125kV	150kV

